

C SERIES

C4 TWO-WAY, FULL-RANGE, 4.5-INCH CEILING MOUNT LOUDSPEAKER SYSTEM



SPECIFICATIONS

Loudspeaker Type:	Two-way, full-range, coaxial ceiling loudspeaker, 8 ohm or 70V/100V operation				
Operating Range:	75 Hz - 13.5 kHz (-10 dB)				
Frequency Response:	125 Hz - 12.5 kHz (-3 dB)				
Max Input Ratings (8 ohm):	60W continuous, 150W program 21.9 volts RMS, 43.8 volts momentary peak				
Transformer Taps - 70V:	8W, 4W, 2W, 1W, and 8 ohm selectable				
100V:	16W, 8W, 4W, 2W, and 8 ohm selectable				
Distortion—	10% Full Power:	2nd Harmonic		3rd Harmonic	
		500 Hz	1.03%	0.21%	0.43%
	2 kHz	0.69%	0.25%	0.82%	0.29%
	8 kHz	1.21%	0.15%	0.54%	0.07%
Sensitivity (1W/1m):	91 dB SPL (125 Hz to 12.5 kHz 1/3 octave bands)				
	90 dB SPL (250 Hz to 4 kHz speech range)				
Maximum Output - 8Ω:	109 dB SPL / 115 dB SPL (peak)				
	70V:	100 dB SPL / 106 dB SPL (peak)			
	100V:	103 dB SPL / 109 dB SPL (peak)			
Nominal Impedance:	8 ohms				
Minimum Impedance:	7 ohms @ 10 kHz				
Nominal Coverage:	130° conical (1 kHz to 6 kHz ±60°)				
	140° conical (500 Hz to 6 kHz ±65°)				
Axial Q / DI:	4.0 / 6.0, 500 Hz to 6 kHz				
Crossover Frequency:	2 kHz				
Recommended Signal Processing:	110 Hz, at 24 dB per octave high pass filter				
Drivers:	LF 1 x 4.5-inch cone HF 1 x ¾-inch exit compression driver				
Driver Protection:	Self-resetting solid state circuit breaker				
Input Connection:	4-pole Euroblock connector with two pair of non-interrupt parallel connections				
Controls:	Front-face wattage / low impedance selector switch				
Enclosure:	Corrosion-resistant zinc plated steel				
Finish:	White				
Mounting/Rigging Provisions:	2 ABS mounting clamps with 1.75-inch grip range				
Grille:	Powder coated steel with safety line, white finish, paintable				
Baffle:	Reflex loaded UL 94V-0 rated ABS				
Safety Features:	2 x safety hang points				
Safety Agency Ratings:	ETL listed to comply with UL1480, UL2043 and CSA60065. Suitable for use in air handling spaces per NFPA 70 and NFPA 90.				
Required Accessories:	Electronic high pass filter				
Supplied Accessories:	Tile support bridge rails, grille, paint mask, cut-out template, flat screwdriver				
Optional Accessories:	C4-CATR Can Adapter / Trim Ring (white)				
	C4-GRL-B Black Grille				
	C4-NCB New Construction Bracket				
Dimensions - Width:	8.31 inches (211.0 mm) bezel diameter				
Depth:	5.50 inches (139.7 mm) can depth				
Cutout Diameter:	7.36 inches (187.0 mm)				
Weight:	6.4 lbs (2.9 kg)				



APPLICATIONS

- Convention centers, exhibit halls
- Corporate training rooms, ballrooms
- Athletic venues, sports facilities, health clubs
- Houses of worship
- Malls, airports
- Nightclubs, bars, restaurants

FEATURES

- High intelligibility with exceptional uniform coverage
- Consistent, wide dispersion up to 16 kHz
- True coaxial loudspeakers with HF compression drivers
- Tru-Phase™ high-frequency waveguide
- Spring loaded Drop-Stop™ installation assistant tabs support the back can on the included rails simplify installation
- Uniquely designed tile bridge support rails prevent ceiling tile sagging
- External loop-through Euroblock connectors
- Rear cover with integrated cable clamp (strain relief) and optional conduit knockout
- Face-mounted adjustable tap position selector switch
- Selectable 8 ohm or 70V/100V operation

DESCRIPTION

The C SERIES C4 provides high quality paging and musical performance. Uniform voicing throughout the C SERIES means that the C4 can be combined with other models of the Commercial Design product family without compromising consistency from zone to zone. Community's proprietary Tru-Phase™ waveguide produces a consistently wide conical polar response up to 16 kHz. The genuine coaxial design uses separate magnets for the LF and HF drivers for reduced distortion and industry-leading sensitivity, thereby permitting up to 3 dB greater output level while requiring up to half the amplification power of competing products. Exclusive Drop-Stop™ tabs allow single-handed placement to speed installation and reduce labor time. Drop-Stop's spring-loaded legs support the back can so that the installer no longer needs to hold the can against the tile while tightening the clamps. The front-face wattage selector switch enables quick adjustment of 70V/100V tap levels. A variety of installation accessories are available to accommodate different ceiling materials.

NOTES:

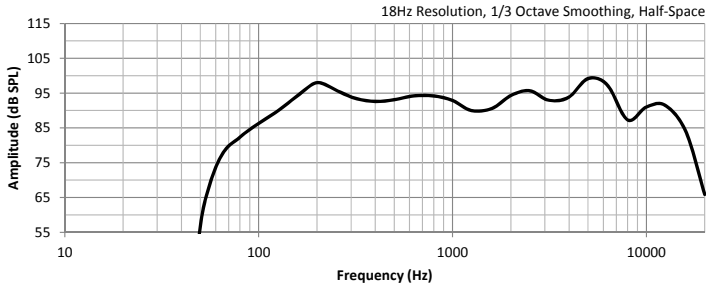
1. Sensitivity: Half space pink noise measurement at 3.28ft (1.0 m) using an input of 2.83 V RMS.
2. Watts: All wattage figures are calculated using the rated nominal impedance.
3. Frequency response and sensitivity are half-space measurements.

C SERIES

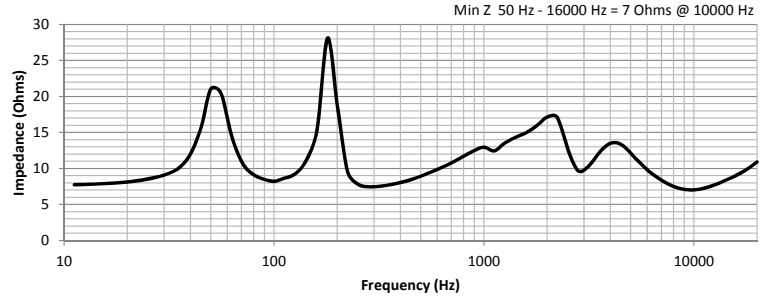
C4 TWO-WAY, FULL-RANGE, 4.5-INCH CEILING MOUNT LOUDSPEAKER SYSTEM



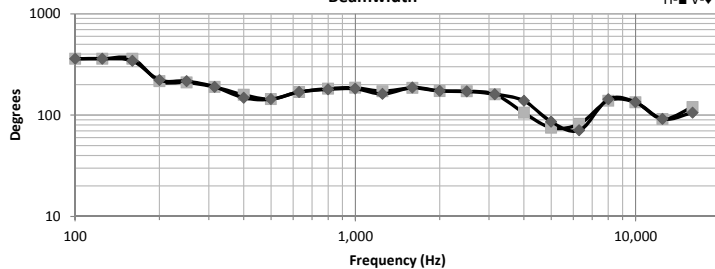
FREQUENCY RESPONSE



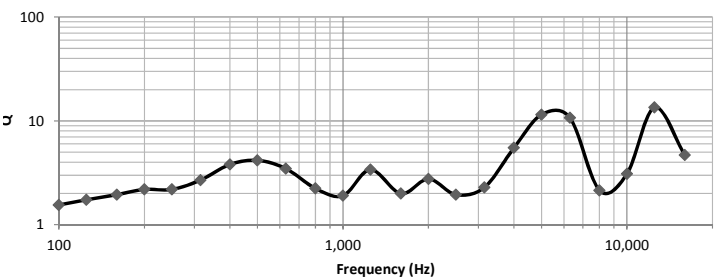
IMPEDANCE



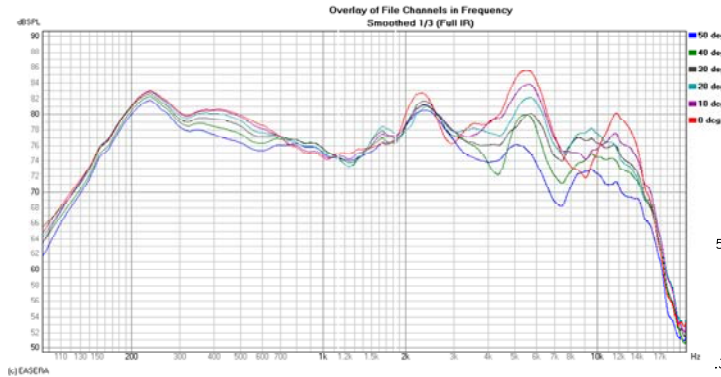
BEAMWIDTH



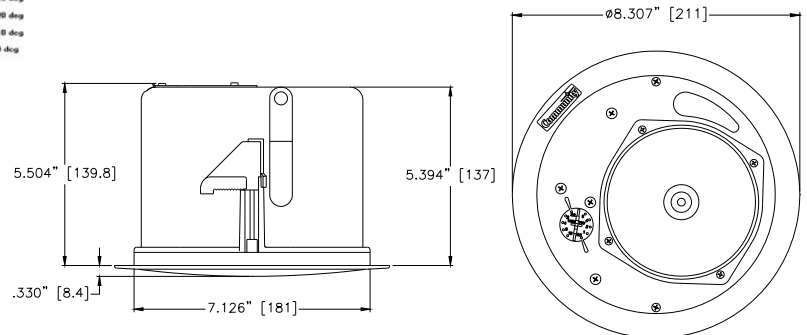
AXIAL Q



DISPERSION DEVIATION



DIMENSIONS



ARCHITECTURAL SPECIFICATIONS

The loudspeaker system shall be a two-way, full-range ceiling mount system with a 4.5-inch low frequency transducer with a coaxially mounted 0.75-inch exit high frequency compression driver. The drivers shall be connected to an integral crossover with a crossover frequency of 2 kHz, with a self-resetting solid state circuit breaker for driver protection. The paintable loudspeaker baffle shall be constructed of UL 94V-0 rated ABS material. The back can shall be constructed of corrosion-resistant zinc plated steel featuring spring loaded Drop-Stop™ installation assistant tabs. The back can shall include a recessed termination box with a removable locking connector with screw terminals for secure wire termination with "loop through" ability. Strain relief will be provided by a clamping mechanism for use with plenum rated cable or conduit. The system shall have an amplitude response of 75 Hz to 13.5 kHz (-10 dB) and a low impedance (8 ohm) input capability of 22V RMS. The sensitivity at 1W/1m shall be 91 dB SPL (125 Hz to 12.5 kHz 1/3 octave bands). The loudspeaker system shall have a conical coverage pattern of 140° conical (500 Hz to 6 kHz ±65°). The nominal system impedance shall be 8 ohms (in low impedance setting). The system shall be equipped with a 16W high performance autoformer for use in 70.7V or 100V distributed audio systems, with 8W, 4W, 2W, and 1W taps available in 70.7V distributed systems (16W, 8W, 4W, 2W taps available in 100V distributed systems). An easily accessible front-face tap selector switch located on the front baffle, which is concealed by the supplied removable grille, shall be available for selecting autoformer and low impedance settings. Two tile rails and two spacer support bridge rails shall be included. The loudspeaker system shall have a bezel diameter of 8.31 inches (211.0 mm), a can depth of 5.50 inches (139.7 mm) and weigh 6.4 lbs (2.9 kg). There shall be available an optional Can Adapter/Trim Ring for retrofit installations of the loudspeaker system into an existing larger industry back can or into an existing but oversized ceiling hole up to 11 inches (279 mm) in diameter, and an optional New Construction Bracket for installing the loudspeaker system in new construction before drywall or plaster is put into place. An optional black grille to assist in color matching the C4 into an installation requiring a black ceiling loudspeaker shall also be available.

The system shall be ETL listed to comply with UL1480, UL2043 and CSA60065 and suitable for use in air handling spaces per NFPA70 and NFPA90. The loudspeaker system shall be the Community C SERIES C4.

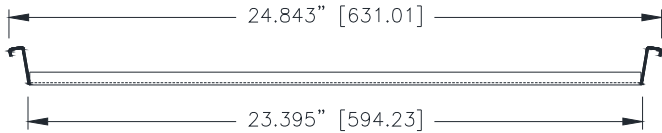
Community strives to improve its products on a continual basis. Specifications are therefore subject to change without notice.

C SERIES

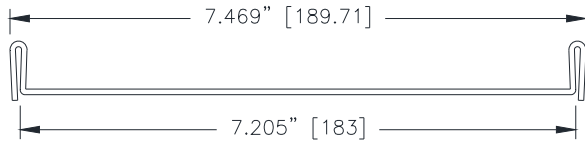
C4

TWO-WAY, FULL-RANGE, 4.5-INCH
CEILING MOUNT LOUDSPEAKER SYSTEM

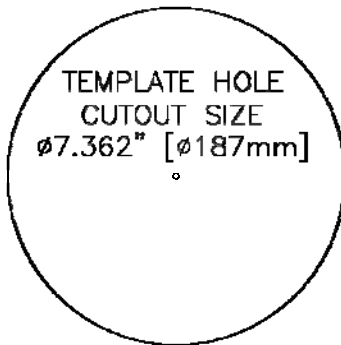
INCLUDED ACCESSORIES



TILE RAIL

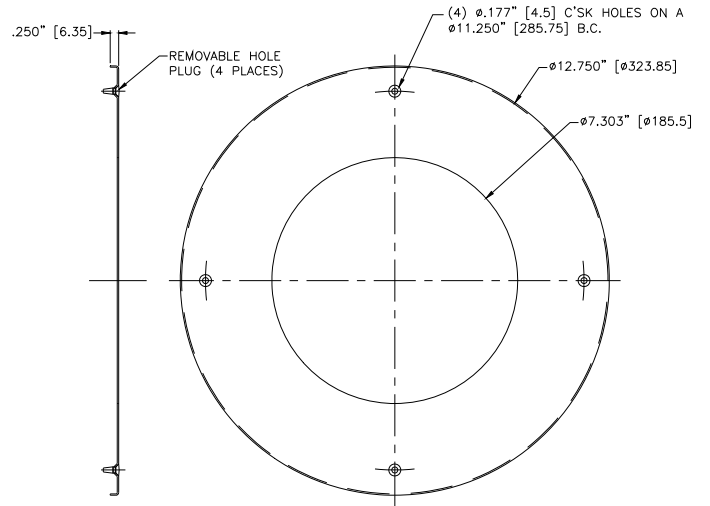


TILE RAIL SPACER

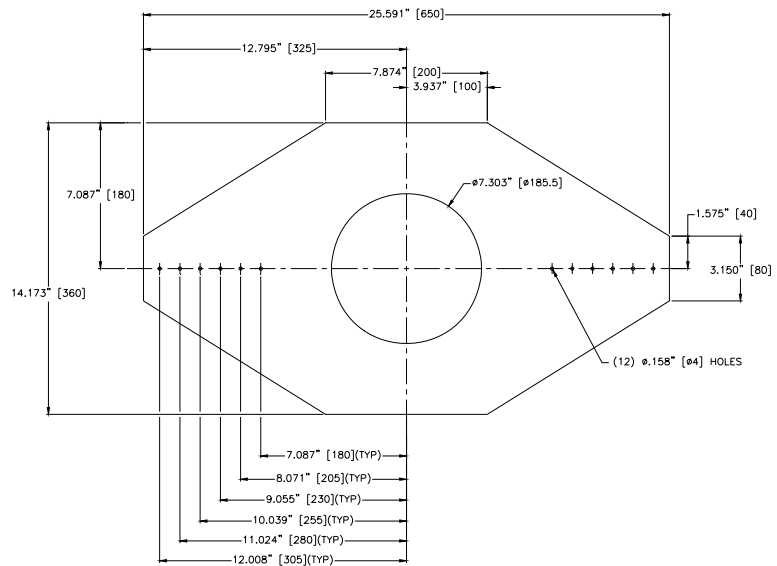


HOLE CUT-OUT TEMPLATE

OPTIONAL ACCESSORIES



CAN ADAPTER / TRIM RING



NEW CONSTRUCTION BRACKET