

AF CB **CE** CS CV HD HS R SL WE XE XL

SPECIFICATIONS (See notes 1 and 2)

Loudspeaker Type: 2-way, Full-range, bass ported
Operating Range: 50 Hz - 18 kHz, 50 Hz - 18 kHz (+/-5dB)
Max Input (Passive): 200W continuous, 500W program
 40 volts RMS, 89 volts momentary peak

Recommended Power Amp: 420W to 600W @ 8 Ohms

Max Inputs (Biamp):

LF: (Same as for Passive mode)
 Recommended LF Power Amp: (Same as for Passive mode)
 HF: 50W continuous, 125W program
 20 volts RMS, 45 volts momentary peak
 Recommended HF Power Amp: 100W to 150W @ 8 Ohms

Sensitivity 1W/1m:

98 dB SPL (50 Hz - 16 kHz 1/3 octave bands)
 98 dB SPL (250 Hz - 4 kHz speech range)

Maximum Output: 121 dB SPL / 128 dB SPL (peak)

Nominal Impedance (passive): 8 Ohms

Min Impedance: 5.3 Ohms @ 190 Hz

Nominal Impedances (Biamp): LF: 8 Ohms, HF: 8 Ohms

Nominal -6 dB Beamwidth:

50° H (+4° / -10°, 2 kHz - 10 kHz)
 35° V (+7° / -2°, 2 kHz - 10 kHz)

Axial Q / DI: 21.2 / 13.3, 2 kHz - 10 kHz

Crossover Frequency: 2 kHz

Recommended Signal Processing: 40 Hz high pass filter

Drivers: LF (1) 15", Ferrofluid-cooled

HF (1) 1" exit, titanium diaphragm

Driver Protection: PowerSense™ DDP

Input Connection: (5) terminal barrier strip

Controls: Passive / Biamp switch, 3 position HF level switch

Enclosure: 13-ply 18 mm Baltic birch, Tuf-Coat™ finish (see options)

Enclosure Hardware: None

Mounting / Rigging Provisions:

(6) 3/8-16 rigging points, W.L.L. 150 lb. vertical pull each
 (4) 5/16-18 wall/ceiling bracket attachment points

Grille: 16 gauge perforated steel, black powder coated (see options)

Required Accessories: None

Supplied Accessories: None

Optional Accessories: 3/8EYBLTKIT: (4) 3/8-16 forged eyebolts

Dimensions:

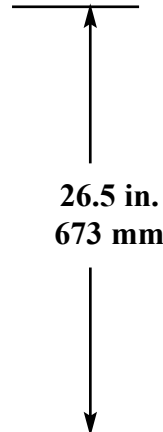
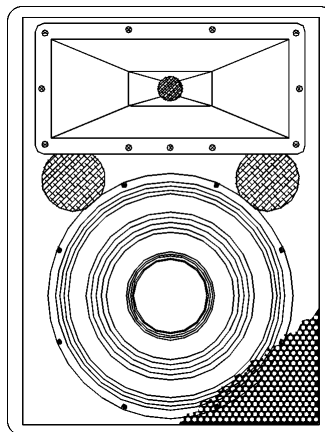
Height: 26.5 in. / 673 mm
 Width (front): 19.75 in. / 502 mm
 Width (rear): 13 in. / 331 mm
 Depth: 17.9 in. / 455 mm

Weight: 64 lb. / 29 kg

Shipping Weight: 71 lb. / 32.2 kg

1. Sensitivity: Free field pink noise measurement at 20 feet (6.1m) at 25% power; extrapolated to 1 meter and an input of 2.83 volts RMS.

2. Watts: All wattage figures are calculated using the rated nominal impedance.



APPLICATIONS:

- Sound Reinforcement
- Clubs
- Houses of Worship
- Sport Facilities & Health Clubs
- Industrial A/V

FEATURES:

- Black, White Tuf-Coat™, or Unfinished Exterior
- 1" Titanium HF with 3 Position Level Switch
- 60° H x 40° V Pattern
- Passive and Biamp Operating Modes
- PowerSense™ DDP (Dynamic Driver Protection)
- Small Profile Trapezoidal Enclosure For Tight Spaces
- Load-rated 3/8" rigging points
- No Handles for Clean Appearance
- Barrier Strip Input on Steel Input Panel
- Versatility & Flexibility

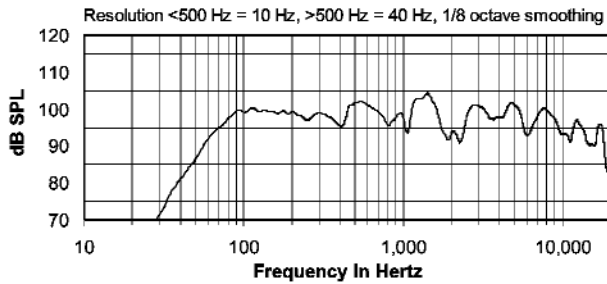
DESCRIPTION

The CPL43 is a small and versatile two-way full-range bass reflex loudspeaker system engineered for installation in theaters, houses of worship and corporate applications. CPL systems may be ordered to match your specific applications. There is a choice of two HF horns for the CPL43 - a 90 x 40 (CPL43-94) and a 60 x 40 (CPL43-64). CPL systems may be ordered with a variety of finishes - black Tuf-Coat™ with a black perforated steel grille, white Tuf-Coat™ with removable white grille cloth covering the grille, and unfinished wood with removable brown grille cloth covering the metal grille. Five year limited warranty.

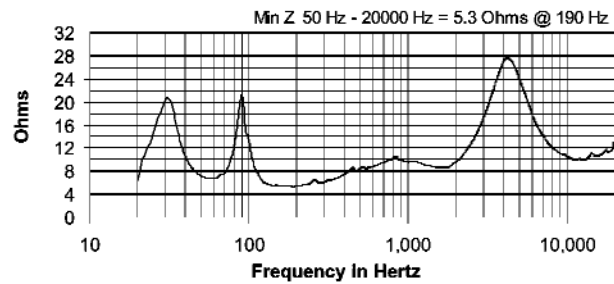
OPTIONS:

CPL43-64B = black Tuf-Coat™ finish,
 CPL43-64W = white Tuf-Coat™,
 CPL43-64U = unfinished ready to paint or stain
 Grille: white has white cloth covering,
 unfinished has brown cloth covering

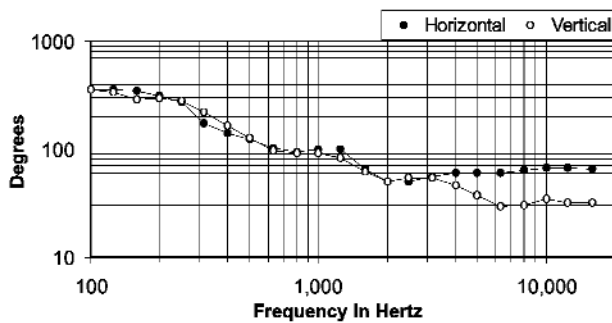
FREQUENCY RESPONSE



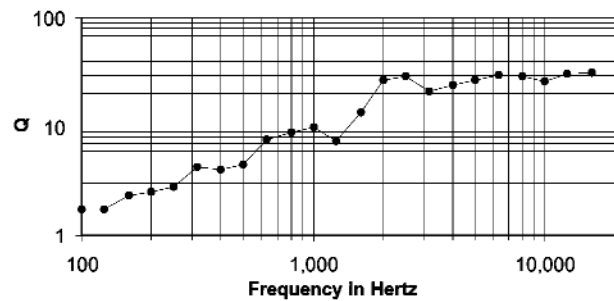
IMPEDANCE



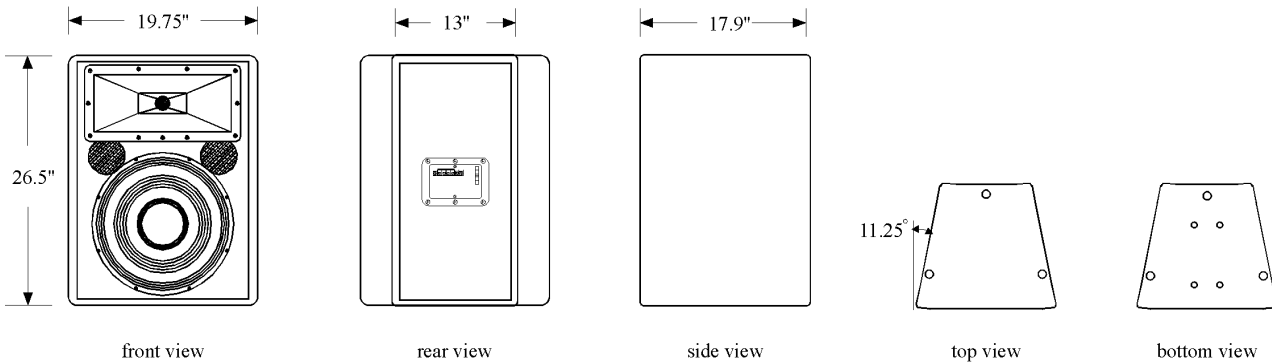
BEAMWIDTH



AXIAL Q



DIMENSIONS



ARCHITECTS' AND ENGINEERS' SPECIFICATIONS

The loudspeaker system shall be a two-way, full-range bass reflex trapezoidal design with one 15 in. Ferrofluid-cooled woofer and one 1 in. exit HF driver with a titanium diaphragm mounted to a 60° HF fiberglass horn. Drivers shall be connected to an integral crossover with a crossover frequency of 2 kHz and integral over-current protection circuitry using high positive current coefficient resistors. There shall be one five-terminal barrier strip input connector with built-in jumpers for bi-amplified connection. The loudspeaker enclosure shall be 13-ply Baltic birch plywood with a 16 gauge perforated steel grille {with a white {{brown}} cloth cover} and {{unfinished.}} finished with black Tuf-Coat™ {white} finish. The system shall have an amplitude response of 50 Hz to 18 kHz (+/- 5 dB), input capability of 40V RMS, 98 dB sensitivity at one meter and 2.83V / 8 ohms nominal impedance. The nominal dispersion shall be 50°H x 35°V from 2 kHz to 10 kHz. The loudspeaker shall be 26.5 in. (673 mm) H x 19.75 in. (502 mm) W (front) x 13 in. (331 mm) W (rear) x 17.9 in. (455 mm) D and weigh 64 lbs (29 kg).