

### SPECIFICATIONS (See notes 1 and 2)

**Loudspeaker Type:** 3-way, Electronically controlled, full-range

**Operating Range:** 95 Hz - 18 kHz, 120 Hz - 18 kHz (+/-3dB)

**Max Input (Passive):**

200W continuous, 500W program

40 volts RMS, 89 volts momentary peak

Recommended Power Amp: 420W to 600W @ 8 Ohms

**Max Inputs (Biamp):**

LF: (Same as for Passive mode)

Recommended LF Power Amp: (Same as for Passive mode)

MF/HF: 80W continuous, 200W program

25 volts RMS, 57 volts momentary peak

Recommended MF/HF Power Amp: 170W to 240W @ 8 Ohms

**Sensitivity 1W/1m:** 107 dB SPL (100 Hz - 16 kHz 1/3 octave bands)

108 dB SPL (250 Hz - 4 kHz speech range)

**Maximum Output:** 130 dB SPL / 137 dB SPL (peak)

**Nominal Impedance (passive):** 8 Ohms

**Min Impedance:** 5.5 Ohms @ 600 Hz

**Nominal Impedances (Biamp):** LF: 8 Ohms, HF: 8 Ohms

**Nominal -6dB Beamwidth:**

65° H (+16° / -19°, 1 kHz - 16 kHz)

50° V (+43° / -13°, 1 kHz - 16 kHz)

**Axial Q / DI:** 20.8 / 13.2, 1 kHz - 16 kHz

**Crossover Frequencies:** 800 Hz / 3 kHz

**Recommended Signal Processing:**

800 Hz crossover (for biamp)

80 Hz high pass filter

**Drivers (Ferrofluid-cooled):**

LF (2) 8" cast frame

MF (1) M200 2", non-metallic diaphragm

HF (1) VHF100 1" exit, non-metallic diaphragm

**Driver Protection:** PowerSense™ DDP

**Input Connection:** (2) Neutrik NL4MP

(2) dual banana jacks

**Controls:** Passive / Biamp switch

**Enclosure:** 13-ply 18 mm Baltic birch, Polane painted (see options)

**Enclosure Hardware:**

(1) steel, recessed bar handle

**Mounting / Rigging Provisions:**

(8) 3/8-16 rigging points, W.L.L. 300 lb. vertical pull each

(3) Pull-back points, W.L.L. 60 lb. each

(2) 5/16-18 inserts for stand adapter \*

(4) 5/16-18 inserts for mounting bracket \*\*

**Grille:** 16 gauge perforated steel (see options)

**Required Accessories:** Electronic speaker controller

**Supplied Accessories:** (4) Rubber feet with mounting screws

**Optional Accessories:** 3/8EYBLTKIT: (4) forged 3/8-16 eyebolts

**Dimensions:** Height: 25.9 in. / 659 mm

Width (front): 14.4 in. / 365 mm

Width (rear): 8.9 in. / 227 mm

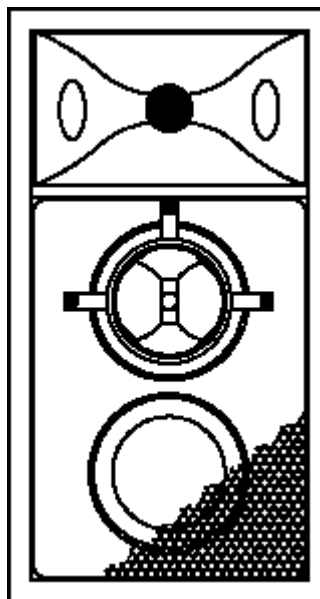
Depth: 14.6 in. / 372 mm

**Weight:** 70 lbs. / 31.8 kg

**Shipping Weight:** 87 lbs. / 39.5 kg

**1. Sensitivity:** Free field pink noise measurement at 20 ft / 6.1 m at 25% power; extrapolated to 1 meter and an input of 2.83 volts RMS.

**2. Watts:** All wattage figures are calculated using the rated nominal impedance.



25.9 in.  
659 mm

### APPLICATIONS:

- Arenas / Sports Venues
- Houses of Worship
- Performing Arts Centers
- Theaters
- Dance Clubs
- Portable SR Systems

### DESCRIPTION

The Community Solutions SLS920 loudspeaker is a high output, high sensitivity, horn-loaded, three-way, full-range loudspeaker system with an integral one-piece fiberglass baffle of Wavefront Coherent™ design. It provides high intelligibility voice projection and musical reinforcement in a very compact package. Engineered for use in portable or permanent installations, the loudspeaker enclosure is constructed of void-free, heavily braced Baltic plywood with integral steel bracing connected to threaded 3/8 in. nuts which provide robust suspension points for vertical or horizontal mounting. The system may be used in passive mode or switched for bi-amplification. Available in black or white with white grille cover, with or without handles. Five year limited warranty. Use with Community SBS Series loudspeakers. Electronic speaker controller required.

### OPTIONS:

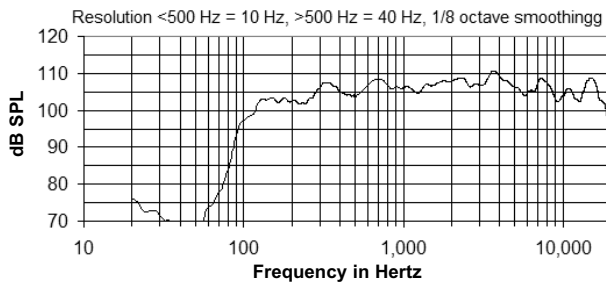
SLS920 = Black paint with handles, no grille cloth.

SLS920WHT = White paint, no handles, white grille cloth

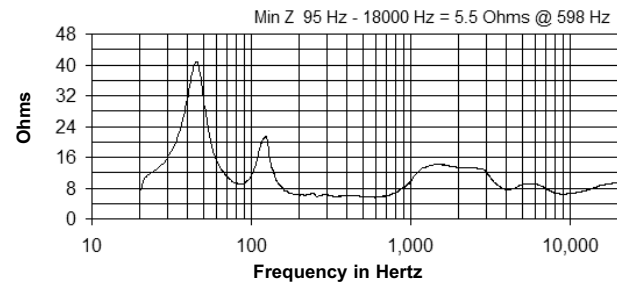
\*e.g. Ultimate Support BMB200K

\*\*e.g. Omnimount 300 Series

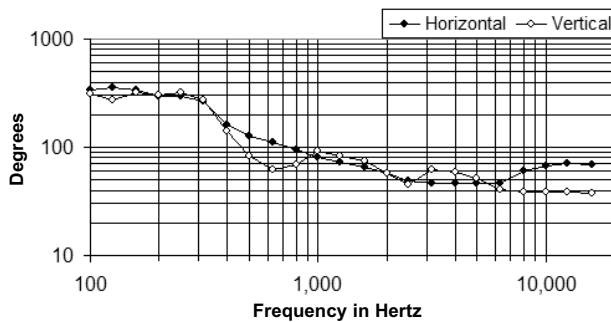
### FREQUENCY RESPONSE (WITH CONTROLLER)



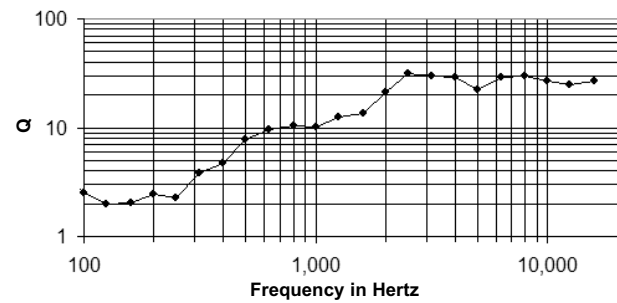
### IMPEDANCE



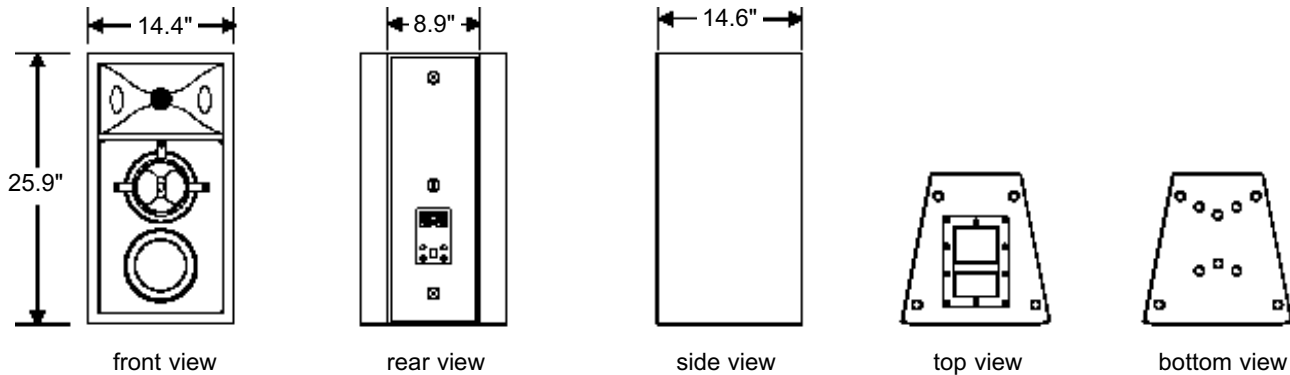
### BEAMWIDTH



### AXIAL Q



### DIMENSIONS



### ARCHITECTS' AND ENGINEERS' SPECIFICATIONS

The loudspeaker system shall be a horn-loaded, three-way, full-range bass reflex trapezoidal design with two 8 in. Ferrofluid-cooled woofers, one 2 in. exit Ferrofluid-cooled midrange compression driver with a non-metallic diaphragm and one 1 in. exit HF driver with a non-metallic diaphragm mounted on a fiberglass waveguide. Drivers shall be connected to an integral crossover with crossover frequencies of 800 Hz and 3 kHz and integral over-current protection circuitry using high positive current coefficient resistors. There shall be two Neutrik NL4MP and two dual banana input connectors. The loudspeaker enclosure shall be well-braced 18 mm 13-ply Baltic birch with a 16 gauge perforated steel grille and finished with black [white] paint. There shall be eight 3/8-16 integral threaded mounting points connected to internal steel bracing. The system shall have an amplitude response of 120 Hz to 18 kHz (+/- 3 dB), input capability of 40V RMS, 107 dB sensitivity at one meter and 2.83 V / 8 ohms nominal impedance. The nominal dispersion shall be 65° H x 50° V from 1 kHz to 16 kHz. The loudspeaker shall be 25.9 in. (659 mm) H x 14.4 in. (365 mm) W (front) x 8.9 in. (227 mm) W (rear) x 14.6 in. (372 mm) D and weigh 70 lbs. (31.8 kg).

Specifications subject to change without notice.