

## SPECIFICATIONS

<b>Loudspeaker Type:</b>	Subwoofer
<b>Operating Range<sup>1</sup>:</b>	26 Hz to 1000 Hz 40 Hz to 200 Hz (±4 dB)
<b>Max Input Ratings:</b>	600W continuous, 1500W program, 8 ohms 69 volts RMS, 155 volts momentary peak
<b>Recommended Power Amplifier:</b>	1250W to 1800W @ 8 ohms
<b>Sensitivity (1W/1m)<sup>1</sup>:</b>	98 dB SPL (40 Hz to 200 Hz 1/3 octave bands, half space)
<b>Maximum Output<sup>1</sup>:</b>	126 dB SPL / 133 dB SPL (peak)
<b>Nominal Impedance:</b>	8 ohms
<b>Minimum Impedance:</b>	6.5 ohms @ 160 Hz
<b>Nominal -6dB Beamwidth:</b>	360° H x 180° V
<b>Axial Q / DI:</b>	1/0, 40 Hz to 200 Hz
<b>Recommended Signal Processing:</b>	35 Hz 24 dB high pass filter
<b>Drivers:</b>	LF (1) 15-inch
<b>Driver Protection:</b>	None
<b>Input Connection:</b>	(2) NL4-compatible locking connector (1) 2-terminal barrier strip
<b>Enclosure:</b>	18mm Baltic birch
<b>Grille:</b>	16-gauge perforated steel, powder coated
<b>Finish:</b>	Black or white paint finish
<b>Configure-to-Order Options:</b>	Custom color exterior paint finish based on specified RAL number
<b>Mounting/Rigging Provisions:</b>	(16) M10 hang points
<b>Required Accessories:</b>	None
<b>Supplied Accessories:</b>	(4) rubber feet
<b>Optional Accessories:</b>	VLF115-DOLLY caster transport dolly M10EYBLKIT 10mm eyebolt kit STKIT seat track kit SB5 steel mounting pole (for -BP model)
<b>Dimensions—Height:</b>	21.75 inches (552 mm)
<b>Width:</b>	17.5 inches (445 mm)
<b>Depth:</b>	23.75 inches (603 mm)
<b>Weight (Install Model):</b>	77 lbs (34.9 kg)
<b>Weight (Portable Model):</b>	79 lbs (35.8 kg)

### NOTES:

- Sensitivity: Half space pink noise measurement at 6 ft (1.8 m) at 25% power; extrapolated to 1 meter and an input of 2.83 volts RMS.
- Watts: All wattage figures are calculated using the rated nominal impedance.



Shown: VLF115-BP (portable model)

## APPLICATIONS

- Houses of worship
- Performing arts centers
- Theaters, lecture halls, auditoria
- Restaurants, clubs, music venues
- Fixed install and portable applications

## FEATURES

- Powerful 15-inch LF driver
- Heavy duty 16-gauge steel perforated grille, powder coat finish
- Durable 18mm Baltic birch enclosure, small footprint
- Installation and portable models with 16 M10 hang points
- Portable model VLF115-BP includes pole mount socket, built-in Ergo-Grip™ handles, rubber feet, and four foot recesses on the top of the cabinet.
- Standard black, white and unfinished versions
- Configure-to-order options include custom RAL color finish
- Five-year warranty

## DESCRIPTION

The VLF-Series VLF115 is a versatile, high performance subwoofer designed to complement Community's front-of-house loudspeaker systems. Handling 1500W program, the VLF115 has a slim profile and clean, modern appearance. Extensive internal bracing minimizes cabinet vibrations and resonances, while the low velocity port design eliminates air noise through the grille.

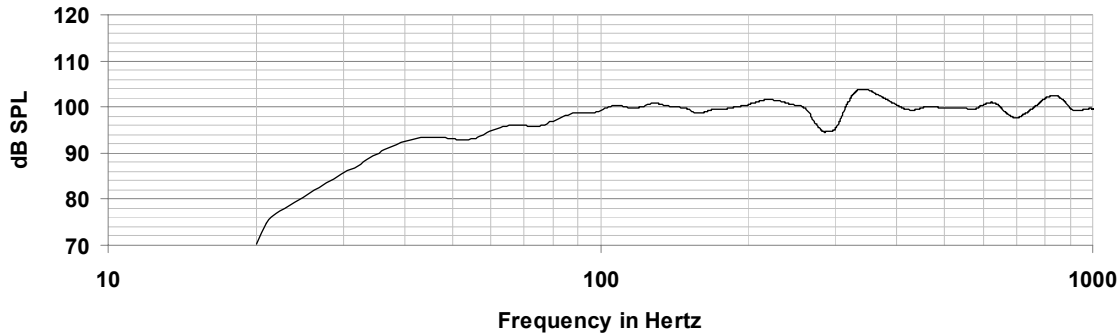
The VLF115 offers impressive, powerful bass with a half-space sensitivity of 98 dB, a frequency response of 40 Hz to 200 Hz (±4 dB) and a -3dB point at 40 Hz. It is available in portable and installation versions, each with appropriate mounting and hardware. With four M10 hang points on the top, bottom and sides of the cabinet, the loudspeaker can be used in horizontal or vertical configuration. The included rubber feet can also be screwed into the four hang points on any side. Black, white and unfinished versions are available as standard and custom colors are available as a configure-to-order option.

### VLF115 OPTIONS

"BI" suffix	Black paint finish, <b>installation</b> version
"WI" suffix	White paint finish, <b>installation</b> version
"BP" suffix	Black paint finish, <b>portable</b> version

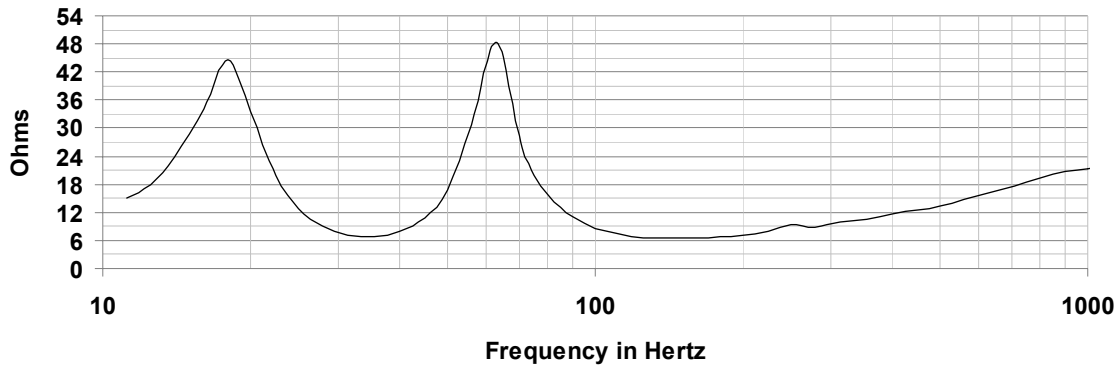
## Frequency Response:

10 Hz Resolution, 1/8 octave smoothing

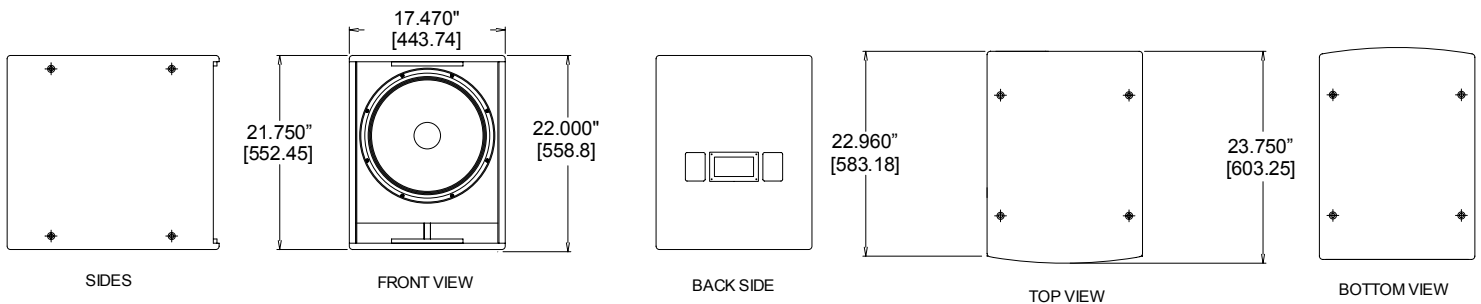


## Impedance

Min Z 35 Hz - 20000 Hz = 6.5 Ohms @ 160 Hz



## Dimensions



## Architectural Specifications

The loudspeaker system shall be a low frequency single 15-inch driver subwoofer. The cabinet shall be an 18mm Baltic birch plywood enclosure with a 16-gauge perforated steel grille. The enclosure shall incorporate sixteen (16) M10 hang points, four (4) each on the top, bottom and both sides of the cabinet. The loudspeaker system shall have an amplitude response of 40 Hz to 200 Hz (+/-4 dB SPL), an input capacity of 69V RMS, 98 dB SPL sensitivity @ 2.83V / 1 meter between 40 Hz to 200 Hz at a nominal 8 ohm impedance. The nominal dispersion shall be 360° H x 180° V over a usable frequency range. The dimensions of the enclosure are defined as 21.75 H x 17.5 W x 23.75 D inches (552 H x 445 W x 603 D mm) at a weight of 77 lbs (34.9 kg).

Community strives to improve its products on a continual basis. Specifications are therefore subject to change without notice.