


## SPECIFICATIONS

<b>Loudspeaker Type:</b>	2-way, full-range, coaxial ceiling loudspeaker
<b>Operating Range:</b>	60 Hz to 18 kHz 80 Hz to 13 kHz ( $\pm 4$ dB)
<b>Max Input Ratings:</b>	200W, 70V/100V
<b>Recommended Power Amplifier:</b>	25W to 200W @ 70 Volts 50W to 200W @ 100 Volts
<b>Sensitivity (1W/1m):</b>	96 dB SPL (100 Hz to 13 kHz 1/3 octave bands) 96 dB SPL (250 Hz to 4 kHz speech range)
<b>Maximum Output: on 200W Tap:</b>	119 dB SPL
<b>200W Nominal Impedance:</b>	28 ohms
<b>200W Minimum Impedance:</b>	13.8 ohms @ 10.7 kHz
<b>Nominal -6dB Beamwidth:</b>	60° H (+20° / -6°, 1.6 kHz to 12.5 kHz) 60° V (+20° / -3°, 1.6 kHz to 12.5 kHz)
<b>Axial Q / DI:</b>	15.2 / 11.8, 1.6 kHz to 12.5 kHz
<b>Crossover Frequency:</b>	2 kHz
<b>Recommended Signal Processing:</b>	80 Hz high pass filter
<b>Drivers:</b>	LF (1) 12" HF (1) 1" exit, titanium free
<b>Driver Protection:</b>	DYNA-TECH
<b>Input Connection:</b>	5-terminal barrier strip
<b>Controls:</b>	Midband attenuator
<b>Enclosure Hardware:</b>	(1) standard ported baffle
<b>Mounting/Rigging Provisions:</b>	(8) mounting points for standard backboxes
<b>Grille:</b>	None
<b>Required Accessories:</b>	24 dB/Oct high pass filter Backbox
<b>Supplied Accessories:</b>	(4) 8/32 screws for mounting baffle to backbox
<b>Optional Accessories:</b>	C12BB3 high density 3.0-cu.ft metal backbox C12SQGRL square white grille RAIL24-PR 23.75-inch channel rails RAIL30-PR 30-inch channel rails RAIL48-PR 47.75-inch channel rails
<b>Dimensions —</b>	
<b>Square Baffle:</b>	14.625" x 14.625" (371.48 x 371.48 mm)
<b>Height:</b>	Depth from back of baffle: 6.938" (176.21 mm)
<b>Weight:</b>	20.2 lbs (9.2 kg)
<b>Shipping Weight:</b>	24 lbs (10.9 kg)

### NOTES:

- Sensitivity: Free field pink noise measurement at 20 ft (6.1 m) at 50% power; extrapolated to 1 meter and an input of 2.83 volts RMS.
- Watts: All wattage figures are calculated using the rated nominal impedance.
- All measurements are calculated using a CLOUD1266T ceiling loudspeaker system mounted within a C12BB3 metal backbox.



## APPLICATIONS

- Convention centers, exhibit halls
- Corporate training rooms, ballrooms
- Swimming pools, cruise ships
- Athletic venues, sports facilities, health clubs
- Houses of worship
- Malls, airports

## FEATURES

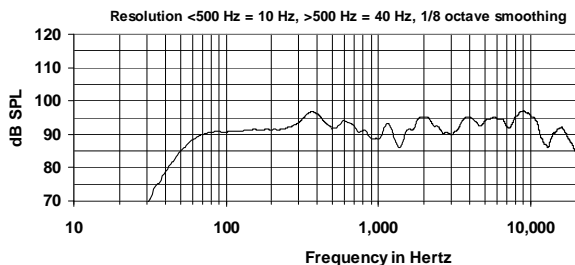
- Rugged 12" cast frame LF driver
- Tuned, ported bass reflex design
- Powerful 200W continuous
- Precise pattern control HF horn
- Fast and easy installation
- Built-in protection circuitry
- Selectable midband attenuation
- Smooth, uniform frequency response
- Five-year warranty

## DESCRIPTION

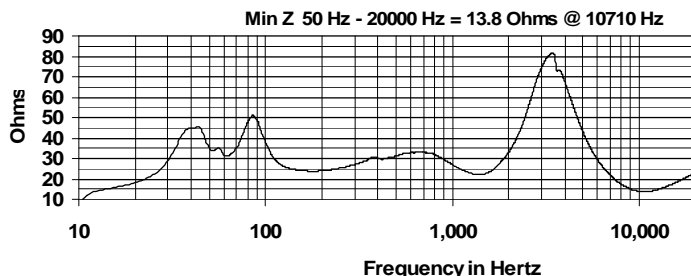
The CLOUD1266T is a powerful coaxial 2-way ceiling loudspeaker assembly with a single 12" cast frame low frequency driver and a 1" high frequency compression driver on a coaxially mounted 60° x 60° pattern control horn. The CLOUD1266T is designed for high ceiling applications requiring higher power handling and low distortion combined with smooth full-range response. CLOUD1266T ceiling systems are mounted on an integral baffle. They are easily matched with industry standard backboxes, grilles and tile bridges. An input autotransformer with selectable taps provides impedance matching to 70V or 100V lines.

For applications requiring greater LF output, a 12-inch ceiling subwoofer system is available (model CLOUD12SUB). Optional accessories offered by Community include a high density metal backbox (model C12BB3), an attractive white square grille (model C12SQGRL) and tile bridges of various lengths (models RAIL24-PR, RAIL30-PR and RAIL48-PR).

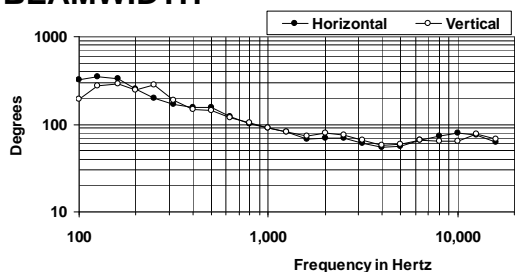
## FREQUENCY RESPONSE



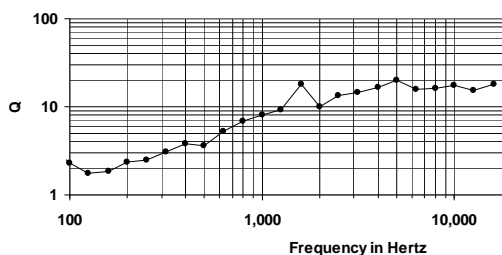
## 200W IMPEDANCE



## BEAMWIDTH



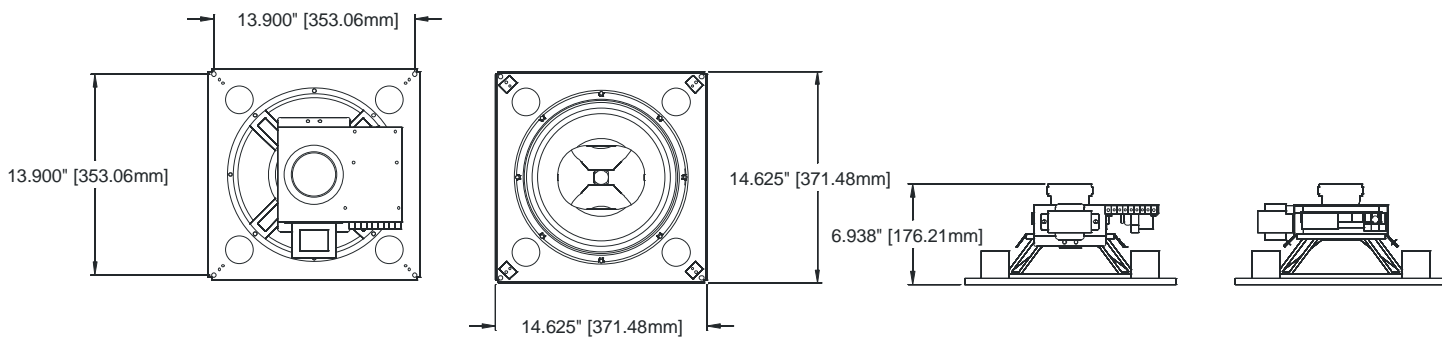
## AXIAL Q



## CLOUD1266T IMPEDANCE CHART

Tap	Impedance
200W	28 ohms
100W	50 ohms
50W	93 ohms
25W	178 ohms

## DIMENSIONS



## ARCHITECTURAL SPECIFICATIONS

The loudspeaker system shall be a two-way, full-range bass reflex ceiling design with a single cast alloy frame 12" woofer and one 1" exit HF driver coaxially mounted on a 60° x 60° horn. The entire loudspeaker assembly shall be mounted on a black steel baffle. Drivers shall be connected to an integral crossover with a crossover frequency of 2 kHz and integral over-current protection circuitry. Connection is by a screw terminal barrier strip. The loudspeaker will be supplied with one multi-tap autoformer for 70V and 100V inputs. The system shall have an amplitude response of 80 Hz - 13 kHz (+/- 4 dB), an input capacity of 200W (70V/100V), 96 dB SPL sensitivity at 2.83V / 1 meter between 250 Hz to 4 kHz at a nominal 8 ohm impedance. The nominal dispersion shall be 60° H x 60° V from 1.6 kHz to 12.5 kHz. The dimensions of the enclosure are defined as 14.625" x 14.625" x 6.938" at a weight of 20.2 lbs.

*Community strives to improve its products on a continual basis. Specifications are therefore subject to change without notice.*