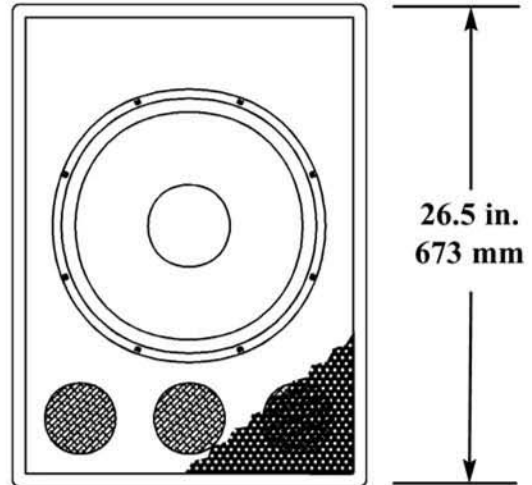


AF CB CP CS CV HD HS R SL WE XE XL

SPECIFICATIONS (See notes 1 and 2)

| | |
|---------------------------------------|---|
| Loudspeaker Type: | Ported subwoofer |
| Operating Range: | 40 Hz - 250 Hz 40 Hz - 250 Hz (+/-5dB) |
| Max Input Ratings: | 150W continuous, 375W program 35 volts RMS, 77 volts momentary peak |
| Recommended Power Amplifier: | 300W to 450W @ 8 Ohms |
| Sensitivity 1W/1m: | 95 dB SPL (40 Hz - 250 Hz 1/3 octave bands) |
| Maximum Output: | 117 dB SPL / 124 dB SPL (peak) |
| Nominal Impedance: | 8 Ohms |
| Min Impedance: | 7.8 Ohms @ 120 Hz |
| Nominal -6 dB Beamwidth: | 360° H x 360° V |
| Axial Q / DI: | 1 / 0, 40 Hz - 250 Hz |
| High Pass Output: | 150 Hz (screw terminals) |
| Recommended Signal Processing: | 125 Hz - 200 Hz electronic crossover 30 Hz high pass filter |
| Drivers: | (1) 15", Ferrofluid-cooled |
| Driver Protection: | PowerSense™ DDP |
| Input Connection: | (1) 5 terminal barrier strip |
| Controls: | None |
| Enclosure | 13-ply 18 mm Baltic birch, Tuf-Coat™ finish (see options) |
| Enclosure Hardware: | None |
| Mounting / Rigging Provisions: | (6) 3/8-16 rigging points, W.L.L. 150 lb. vertical pull each |
| Grille: | 16 gauge perforated steel, black powder coated (see options) |
| Required Accessories: | None |
| Supplied Accessories: | None |
| Optional Accessories: | 3/8EYBLTKIT: (4) forged 3/8-16 eyebolts DSC42: digital system controller |
| Dimensions: | Height: 26.5 in. / 673 mm Width: 19.5 in. / 494 mm Depth: 17.9 in. / 455 mm |
| Weight: | 66.5 lb. / 30.2 kg |
| Shipping Weight: | 73 lb. / 33.1 kg |

- Sensitivity:** Free field pink noise measurement at 20 ft / 6.1 m at 50% power; extrapolated to 1 meter and an input of 2.83 volts RMS.
- Watts:** All wattage figures are calculated using the rated nominal impedance.



APPLICATIONS:

- Theatres / Auditoria
- Houses of Worship
- Sport Facilities & Health Clubs
- Clubs
- A/V Systems

FEATURES:

- Black, White Tuf-Coat™ finish or Unfinished Exterior
- 15" Ferrofluid-cooled Woofer
- Three Ports for Efficient Bass Output
- PowerSense™ DDP (Dynamic Driver Protection)
- Small Profile Enclosure For Tight Spaces
- Load-rated 3/8" rigging points
- No Handles for Clean Appearance
- Barrier Strip Input on Steel Input Panel

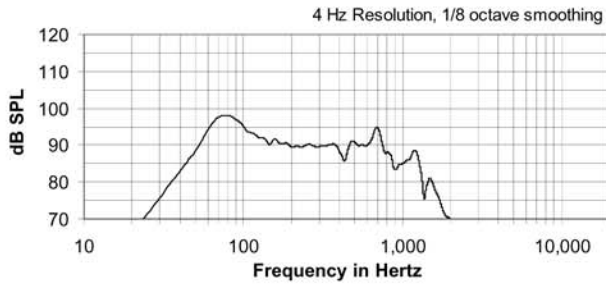
DESCRIPTION

The CPL51 is a versatile high-efficiency subwoofer designed for installation with smaller CPL full-range loudspeaker systems for extended deep bass output in smaller installations. The CPL51 has a 150Hz high pass output filter that can be used to directly feed XLT41E or CPL42 full range systems, thus requiring only one amplifier channel to power both systems. When used with a CPL43 or larger CPL full-range system, a separate amplifier channel is recommended for each system. Five year limited warranty.

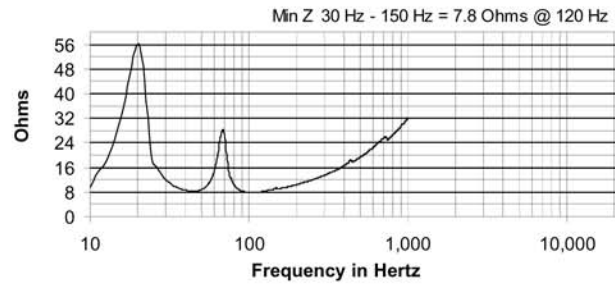
OPTIONS:

- | | | |
|--|---|-------------------------------------|
| CPL51B | = | black Tuf-Coat™ finish |
| CPL51W | = | white Tuf-Coat™ finish ¹ |
| CPL51U | = | unfinished ² |
| ¹ White cloth over grille, ² Brown cloth over grille | | |

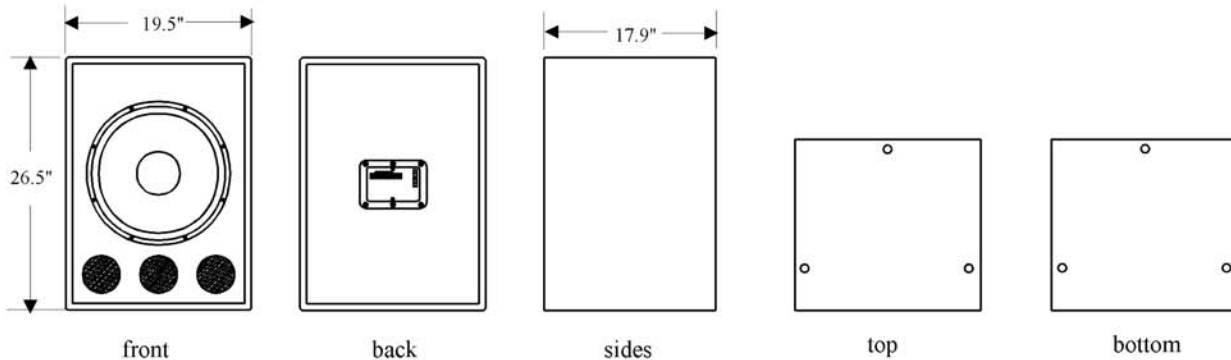
FREQUENCY RESPONSE



IMPEDANCE



DIMENSIONS



ARCHITECTS' AND ENGINEERS' SPECIFICATIONS

The loudspeaker system shall be a subwoofer of bass reflex design with one 15 in. Ferrofluid-cooled woofer. The driver shall be connected to integral over-current protection circuitry using high positive current coefficient resistors as well as to an integral high pass filter at 150 Hz connected to high pass output terminals. There shall be one five-terminal barrier strip input/output connector. The loudspeaker enclosure shall be 13-ply Baltic birch plywood with a 16 gauge perforated steel grille {with a white {{brown}} cloth cover} and {{unfinished.}} finished with black Tuf-Coat™ {white} finish. The system shall have an amplitude response of 40 Hz to 250 Hz (+/- 5 dB), input capability of 35V RMS, 95 dB sensitivity at one meter and 2.83 V / 8 ohms nominal impedance. The nominal dispersion shall be omni-directional throughout the operating range. The loudspeaker shall be 26.5 in. (673 mm) H x 19.5 in. (494 mm) W x 17.9 in. (455 mm) D and weigh 66.5 lbs (30.2 kg).